




**The simple way to
book your holiday activities**

Your step-by-step guide

 **HolidayActivities.com**

Booking your children's holiday activities just got easier!

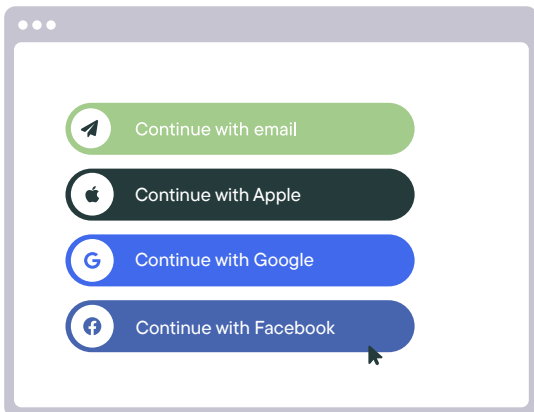
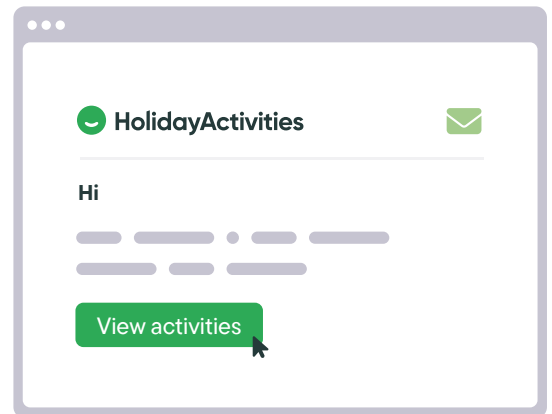
HolidayActivities (from  **Evouchers**) is a new booking system designed and built to take the hassle out of using your holiday activities and food programme vouchers to find and book local activities in your area.

Follow our step by step guide on how to get started.

Step 1

You will receive an email or text message from HolidayActivities.com.

Please click on the link to view your voucher.

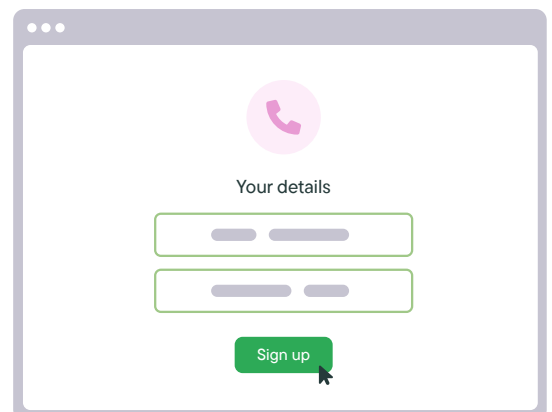


Step 2

If you've not used Holiday Activities before, you'll need to **create an account**. This can be done easily by logging in using your email address, Apple, Google or Facebook.


Step 3

You will be asked to add your details. Once added, click "Sign up".

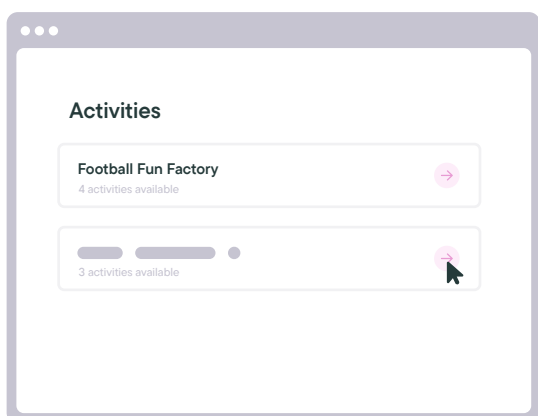


Step 4

Your Holiday Activities voucher will now link to your account and show the available credits you have to use. If you are new to Holiday Activities you will receive a secure email link to login. Once you log in you will be asked to enter your child's age to show the age appropriate activities. Click on the arrow to see the available activities.



If you have more than one child receiving vouchers, this will be displayed in your account.

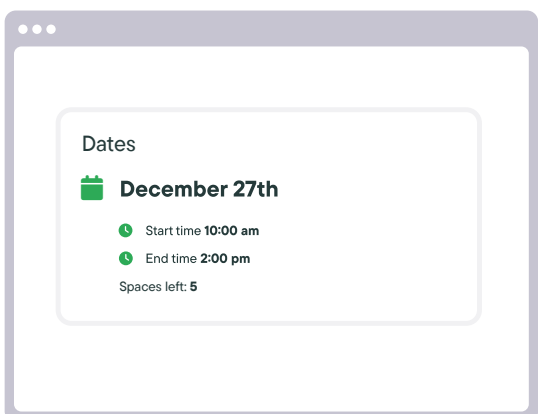
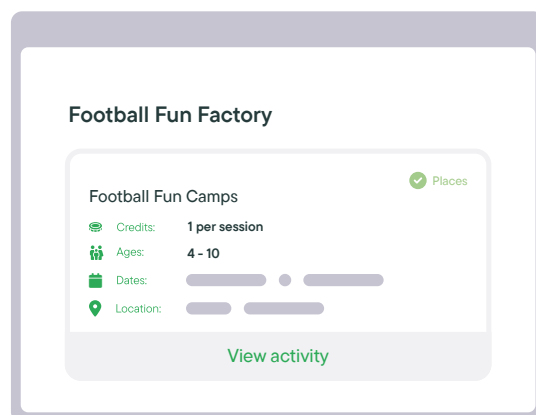


Step 5

Please share your location to see activities in your local area. Click 'search activities' to search by date, provider or SEND suitable activities.

Step 6

You can now browse all **available activities**. Please click 'View activity' to see photos, available dates and read a short description.

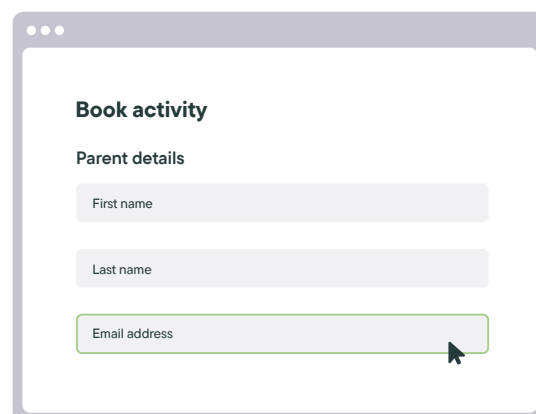


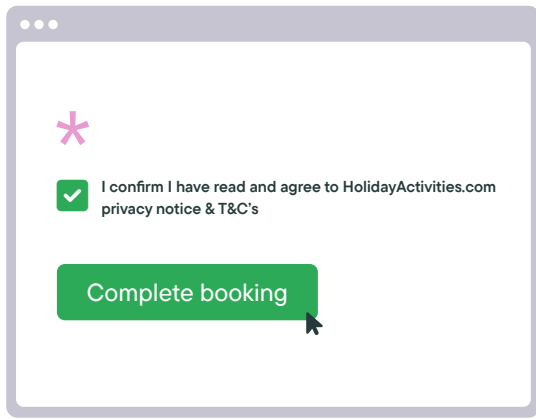
Step 7

When you're **ready to book**, click on the 'Select date' button.

Step 8

Complete the parent details, child details and a second emergency contact. These details will be remembered to make future bookings easier.



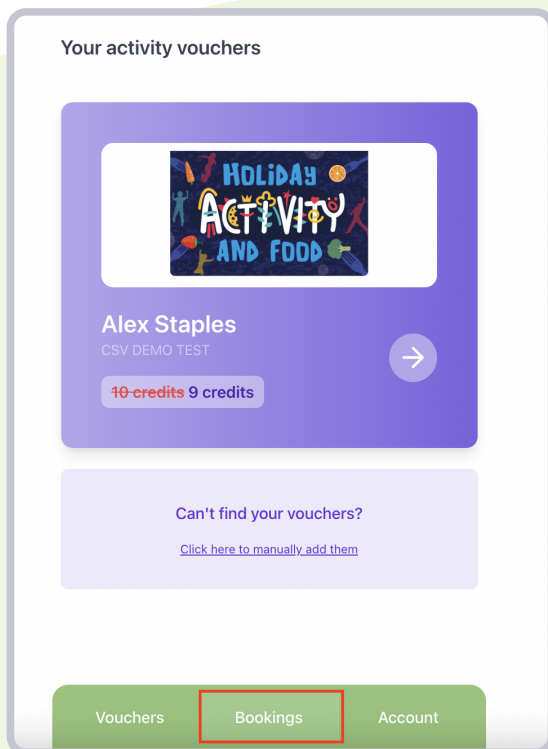
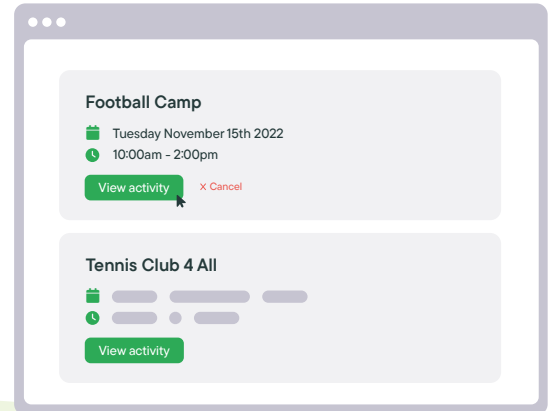


Step 9

Confirm you have read and understood the **terms and conditions**. Click 'Complete booking' and you'll receive a confirmation email notifying you that your booking is either confirmed or awaiting approval.

Step 10

You can now return to the activity and book more dates for your child, return to your vouchers or **manage your bookings**.



How to cancel an activity your child is booked on to

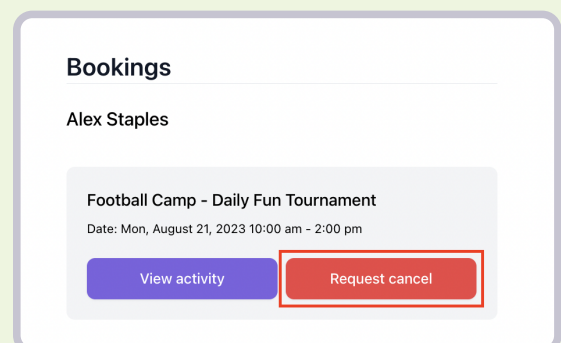
To cancel an activity booking for your child, please follow the steps below.

Step 1

To cancel an activity booking, log into your account and select bookings.

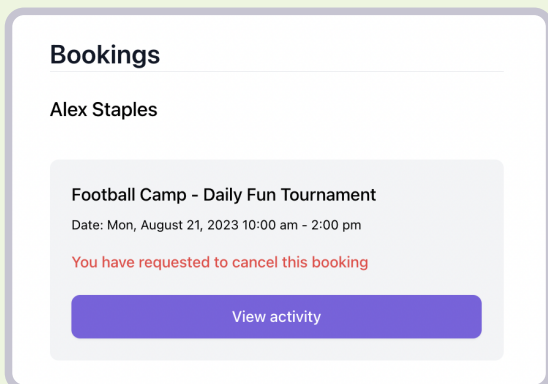
Step 2

Find the activity booking you wish to cancel and select Request cancel.



Step 3

Enter the reason you wish to cancel the activity booking and select cancel booking. This request will then be sent to the provider for them to approve.



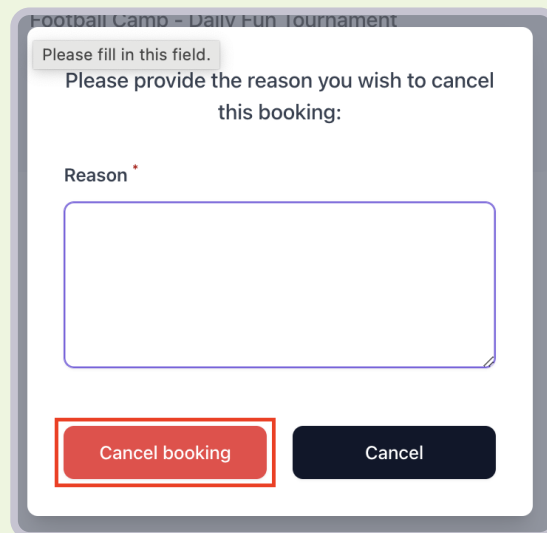
Bookings

Alex Staples

Football Camp - Daily Fun Tournament
Date: Mon, August 21, 2023 10:00 am - 2:00 pm

You have requested to cancel this booking

[View activity](#)



Football Camp - Daily Fun Tournament

Please fill in this field.

Please provide the reason you wish to cancel this booking:

Reason *

[Cancel booking](#) [Cancel](#)

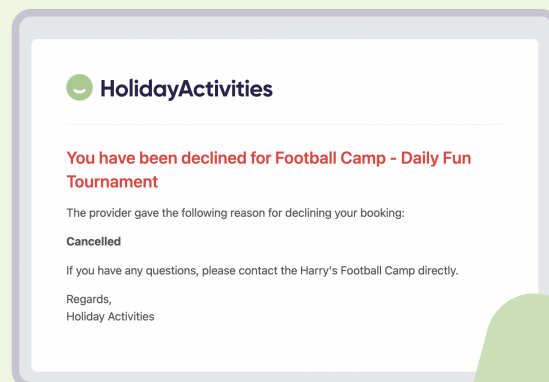
Step 4

You will then be taken back to the booking page. You will see the message below until the provider approves your cancellation request.

Please note: When you request for an activity to be cancelled, the request is sent to the provider and not HolidayActivities. The cancellation approval belongs to the provider and not HolidayActivities, therefore we have no ability to speed up the process or approve the cancellation request.

Step 5

Once your activity booking request cancellation has been approved, you will receive an email to confirm this. The credit(s) used for the activity booking will be added back to your voucher automatically when the request is approved.



HolidayActivities

You have been declined for Football Camp - Daily Fun Tournament

The provider gave the following reason for declining your booking:

Cancelled

If you have any questions, please contact the Harry's Football Camp directly.

Regards,
Holiday Activities

If you have any questions, please contact the
HolidayActivities team on: support@evouchers.com